



Skill Passport

Track your progress

My name is:

I work at:



Skills Builder
PARTNERSHIP

Welcome to your Problem Solving passport!



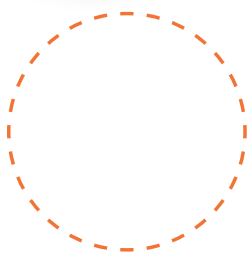
This is a place for you to record all the steps you are taking to improve your Problem Solving skills. Showing great Problem Solving skills is really important as it helps you complete tasks, explore problems and create a range of solutions.

Seek guidance from a teacher or mentor, to identify which step to start on. When you show a skill step, you (or your mentor) will write a clear example from curriculum lessons, projects and extra-curricular activities. When you've shown the step at least three times with different examples, you will be ready to tick it off on the back of your passport and move to the next step.

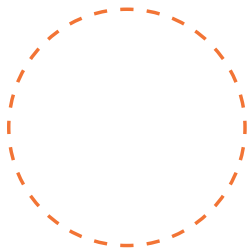
STEP

0

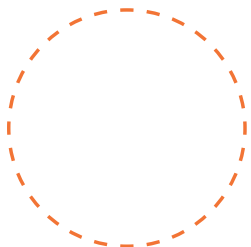
I complete tasks by following instructions



EXAMPLE 1



EXAMPLE 2

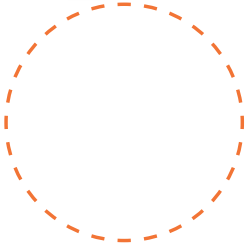


EXAMPLE 3

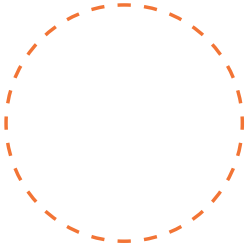
STEP

1

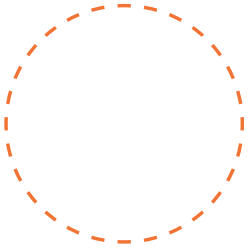
I complete tasks by finding someone to help if I need them



EXAMPLE 1



EXAMPLE 2



EXAMPLE 3

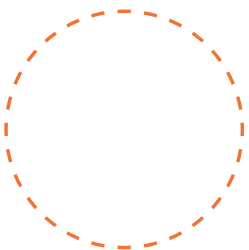
STEP

2

I complete tasks by explaining problems to someone for advice if I need



EXAMPLE 1



EXAMPLE 2

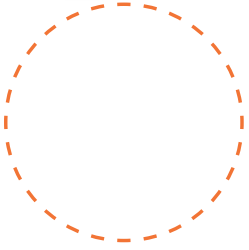


EXAMPLE 3

STEP

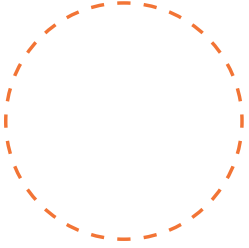
3

I complete tasks by finding information I need myself



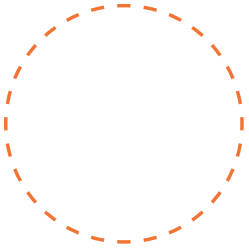
EXAMPLE 1

Empty rectangular box for Example 1.



EXAMPLE 2

Empty rectangular box for Example 2.



EXAMPLE 3

Empty rectangular box for Example 3.

STEP

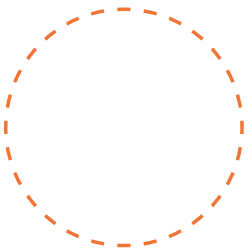
4

I explore problems by creating different possible solutions



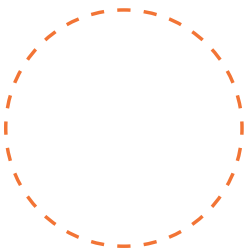
EXAMPLE 1

Empty rectangular box for Example 1.



EXAMPLE 2

Empty rectangular box for Example 2.



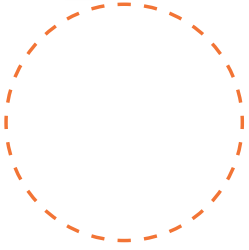
EXAMPLE 3

Empty rectangular box for Example 3.

STEP

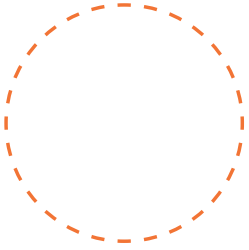
5

I explore problems by thinking about the pros and cons of possible solutions



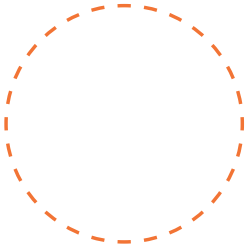
EXAMPLE 1

Empty rectangular box for Example 1.



EXAMPLE 2

Empty rectangular box for Example 2.



EXAMPLE 3

Empty rectangular box for Example 3.

STEP

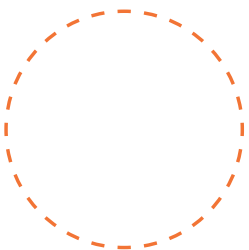
6

I explore complex problems by identifying when there are no simple technical solutions



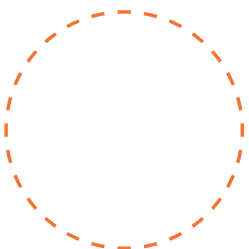
EXAMPLE 1

Empty rectangular box for Example 1.



EXAMPLE 2

Empty rectangular box for Example 2.



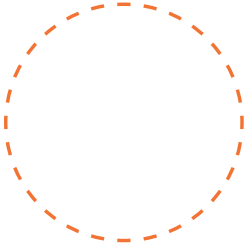
EXAMPLE 3

Empty rectangular box for Example 3.

STEP

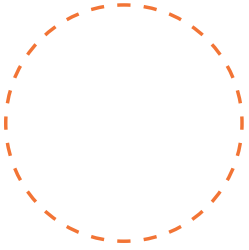
7

I explore complex problems by building my understanding through research



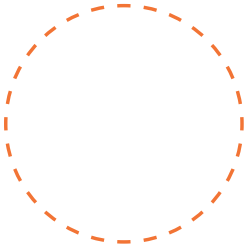
EXAMPLE 1

Empty rectangular box for example 1.



EXAMPLE 2

Empty rectangular box for example 2.



EXAMPLE 3

Empty rectangular box for example 3.

STEP

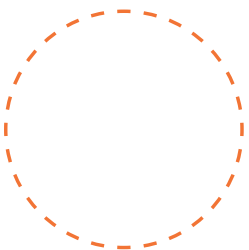
8

I explore complex problems by analysing the causes and effects



EXAMPLE 1

Empty rectangular box for example 1.



EXAMPLE 2

Empty rectangular box for example 2.



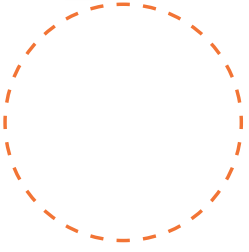
EXAMPLE 3

Empty rectangular box for example 3.

STEP

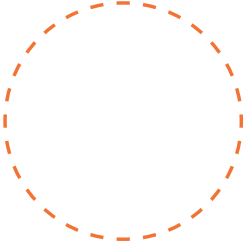
9

I create solutions for complex problems by generating a range of options



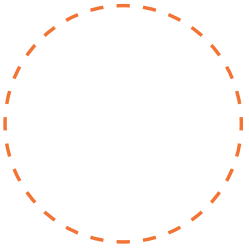
EXAMPLE 1

Empty rectangular box for writing the first example.



EXAMPLE 2

Empty rectangular box for writing the second example.



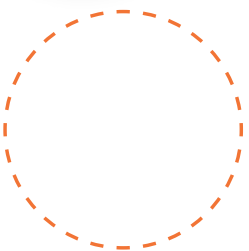
EXAMPLE 3

Empty rectangular box for writing the third example.

STEP

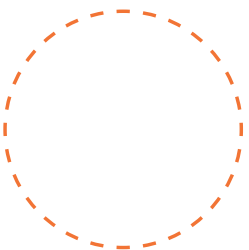
10

I create solutions for complex problems by evaluating the positive and negative effects of a range of options



EXAMPLE 1

Empty rectangular box for writing the first example.



EXAMPLE 2

Empty rectangular box for writing the second example.



EXAMPLE 3

Empty rectangular box for writing the third example.

STEP

0

I complete tasks by following instructions

STEP

1

I complete tasks by finding someone to help if I need them

STEP

2

I complete tasks by explaining problems to someone for advice if I need

STEP

3

I complete tasks by finding information I need myself

STEP

4

I explore problems by creating different possible solutions

STEP

5

I explore problems by thinking about the pros and cons of possible solutions

STEP

6

I explore complex problems by identifying when there are no simple technical solutions

STEP

7

I explore complex problems by building my understanding through research

STEP

8

I explore complex problems by analysing the causes and effects

STEP

9

I create solutions for complex problems by generating a range of options

STEP

10

I create solutions for complex problems by evaluating the positive and negative effects of a range of options