



Skill Passport

Track your progress

My name is:

I work at:



Skills Builder
PARTNERSHIP


Welcome to your Creativity passport!



This is a place for you to record all the steps you are taking to improve your Creativity skills. Showing great Creativity skills is really important as it helps you imagine different situations, generate and develop ideas in a variety of contexts.

Seek guidance from a teacher or mentor, to identify which step to start on. When you show a skill step, you (or your mentor) will write a clear example from curriculum lessons, projects and extra-curricular activities. When you've shown the step at least three times with different examples, you will be ready to tick it off on the back of your passport and move to the next step.

STEP 0 I imagine different situations



EXAMPLE 1



EXAMPLE 2




EXAMPLE 3

STEP


1

I imagine different situations and can say what I imagine




EXAMPLE 1

Empty rectangular box for writing the first example.



EXAMPLE 2

Empty rectangular box for writing the second example.



EXAMPLE 3

Empty rectangular box for writing the third example.

STEP


2

I imagine different situations and can bring them to life in different ways



EXAMPLE 1

Empty rectangular box for writing the first example.



EXAMPLE 2

Empty rectangular box for writing the second example.



EXAMPLE 3

Empty rectangular box for writing the third example.

STEP


3

I generate ideas when I've been given a clear brief



EXAMPLE 1

Empty rectangular box for Example 1.



EXAMPLE 2

Empty rectangular box for Example 2.



EXAMPLE 3

Empty rectangular box for Example 3.

STEP

4

I generate ideas to improve something




EXAMPLE 1

Empty rectangular box for Example 1.



EXAMPLE 2

Empty rectangular box for Example 2.




EXAMPLE 3

Empty rectangular box for Example 3.


STEP

5


I generate ideas by combining different concepts



EXAMPLE 1



EXAMPLE 2



EXAMPLE 3


STEP

6

I use creativity in the context of work



EXAMPLE 1



EXAMPLE 2




EXAMPLE 3

STEP

7

I use creativity in the context of my wider life




EXAMPLE 1

Empty rectangular box for Example 1.



EXAMPLE 2

Empty rectangular box for Example 2.



EXAMPLE 3

Empty rectangular box for Example 3.

STEP


8

I develop ideas by using mind mapping



EXAMPLE 1

Empty rectangular box for Example 1.



EXAMPLE 2

Empty rectangular box for Example 2.




EXAMPLE 3

Empty rectangular box for Example 3.

STEP


9

I develop ideas by asking myself questions




EXAMPLE 1

Empty rectangular box for writing an example.



EXAMPLE 2

Empty rectangular box for writing an example.



EXAMPLE 3

Empty rectangular box for writing an example.

STEP


10

I develop ideas by considering different perspectives



EXAMPLE 1

Empty rectangular box for writing an example.



EXAMPLE 2

Empty rectangular box for writing an example.



EXAMPLE 3

Empty rectangular box for writing an example.

STEP

0

I imagine different situations



STEP

1

I imagine different situations and can say what I imagine



STEP

2

I imagine different situations and can bring them to life in different ways



STEP

3

I generate ideas when I've been given a clear brief



STEP

4

I generate ideas to improve something



STEP

5

I generate ideas by combining different concepts



STEP

6

I use creativity in the context of work



STEP

7

I use creativity in the context of my wider life



STEP

8

I develop ideas by using mind mapping



STEP

9

I develop ideas by asking myself questions



STEP

10

I develop ideas by considering different perspectives

